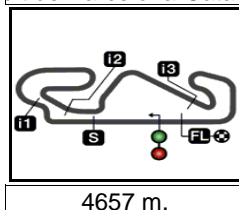


## GRAN PREMI MONSTER ENERGY DE CATALUNYA


## Free Practice Nr. 4

## Classification

14



4657 m.

		Rider	Nation	Team	Motorcycle	Time	Lap Total	Gap	Top Speed
1	20	Fabio QUARTARARO	FRA	Monster Energy Yamaha MotoGP	YAMAHA	<b>1'39.602</b>	11 15		<b>342.8</b>
2	12	Maverick VIÑALES	SPA	Monster Energy Yamaha MotoGP	YAMAHA	<b>1'40.028</b>	6 16	0.426 0.426	<b>341.7</b>
3	88	Miguel OLIVEIRA	POR	Red Bull KTM Factory Racing	KTM	<b>1'40.073</b>	6 15	0.471 0.045	<b>345.0</b>
4	5	Johann ZARCO	FRA	Pramac Racing	DUCATI	<b>1'40.286</b>	6 15	0.684 0.213	<b>350.6</b>
5	36	Joan MIR	SPA	Team SUZUKI ECSTAR	SUZUKI	<b>1'40.380</b>	9 15	0.778 0.094	<b>342.8</b>
6	93	Marc MARQUEZ	SPA	Repsol Honda Team	HONDA	<b>1'40.425</b>	4 15	0.823 0.045	<b>346.1</b>
7	46	Valentino ROSSI	ITA	Petronas Yamaha SRT	YAMAHA	<b>1'40.437</b>	9 16	0.835 0.012	<b>342.8</b>
8	44	PoI ESPARGARO	SPA	Repsol Honda Team	HONDA	<b>1'40.454</b>	12 13	0.852 0.017	<b>346.1</b>
9	43	Jack MILLER	AUS	Ducati Lenovo Team	DUCATI	<b>1'40.469</b>	5 18	0.867 0.015	<b>355.2</b>
10	30	Takaaki NAKAGAMI	JPN	LCR Honda IDEMITSU	HONDA	<b>1'40.534</b>	6 16	0.932 0.065	<b>343.9</b>
11	63	Francesco BAGNAIA	ITA	Ducati Lenovo Team	DUCATI	<b>1'40.565</b>	6 13	0.963 0.031	<b>348.3</b>
12	9	Danilo PETRUCCI	ITA	Tech 3 KTM Factory Racing	KTM	<b>1'40.643</b>	4 15	1.041 0.078	<b>342.8</b>
13	21	Franco MORBIDELLI	ITA	Petronas Yamaha SRT	YAMAHA	<b>1'40.704</b>	12 14	1.102 0.061	<b>339.6</b>
14	41	Aleix ESPARGARO	SPA	Aprilia Racing Team Gresini	APRILIA	<b>1'40.717</b>	9 12	1.115 0.013	<b>341.7</b>
15	27	Iker LECUONA	SPA	Tech 3 KTM Factory Racing	KTM	<b>1'40.741</b>	5 12	1.139 0.024	<b>340.6</b>
16	33	Brad BINDER	RSA	Red Bull KTM Factory Racing	KTM	<b>1'40.741</b>	14 15	1.139	<b>348.3</b>
17	23	Enea BASTIANINI	ITA	Avintia Esponsorama	DUCATI	<b>1'40.782</b>	6 14	1.180 0.041	<b>349.5</b>
18	89	Jorge MARTIN	SPA	Pramac Racing	DUCATI	<b>1'40.887</b>	5 9	1.285 0.105	<b>348.3</b>
19	10	Luca MARINI	ITA	SKY VR46 Avintia	DUCATI	<b>1'40.962</b>	9 12	1.360 0.075	<b>345.0</b>
20	73	Alex MARQUEZ	SPA	LCR Honda CASTROL	HONDA	<b>1'40.995</b>	6 15	1.393 0.033	<b>343.9</b>
21	32	Lorenzo SAVADORI	ITA	Aprilia Racing Team Gresini	APRILIA	<b>1'41.465</b>	10 11	1.863 0.470	<b>340.6</b>

Practice condition: **Dry**Air: **27°**Humidity: **49%**Ground: **42°**

<b>Fastest Lap:</b>	Lap: 11	<b>Fabio QUARTARARO</b>	<b>1'39.602</b>	168.3 Km/h
<b>Best Race Lap:</b>		<b>New track layout</b>		
<b>All Time Lap Record:</b>	2021	<b>Franco MORBIDELLI</b>	<b>1'38.929</b>	169.4 Km/h

The results are provisional until the end of the limit for protest and appeals.

Time limit for protest expires 30' after publication of the results - ..... Time: .....

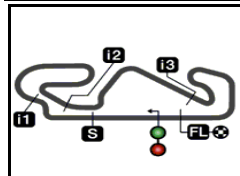
These data/results cannot be reproduced, stored and/or transmitted in whole or in part by any manner of electronic, mechanical, photocopying, recording, broadcasting or otherwise now known or herein after developed without the previous express consent by the copyright owner, except for reproduction in daily press and regular printed publications on sale to the public within 60 days of the event related to those data/results and always provided that copyright symbol appears together as follows below.

© DORNA, 2021

Official MotoGP Timing by **TISSOT**  
www.motogp.com

Barcelona, Saturday, June 05, 2021





4657 m.

## GRAN PREMI MONSTER ENERGY DE CATALUNYA

## Free Practice Nr. 4

## Top Speed &amp; Average

15



Rider	Nation	Motorcycle	Top 5 speeds					Average	Top
43 Jack MILLER	AUS	DUCATI	355.2	352.9	352.9	352.9	350.6	352.2	355.2
5 Johann ZARCO	FRA	DUCATI	350.6	349.5	349.5	349.5	349.5	349.7	350.6
23 Enea BASTIANINI	ITA	DUCATI	349.5	346.1	346.1	345.0	345.0	346.3	349.5
33 Brad BINDER	RSA	KTM	348.3	347.2	347.2	347.2	346.1	346.9	348.3
63 Francesco BAGNAIA	ITA	DUCATI	348.3	347.2	347.2	347.2	346.1	347.0	348.3
89 Jorge MARTIN	SPA	DUCATI	348.3	348.3	348.3	348.3	346.1	347.9	348.3
44 Pol ESPARGARO	SPA	HONDA	346.1	346.1	345.0	345.0	343.9	345.2	346.1
93 Marc MARQUEZ	SPA	HONDA	346.1	345.0	345.0	345.0	343.9	345.0	346.1
10 Luca MARINI	ITA	DUCATI	345.0	342.8	342.8	341.7	341.7	342.8	345.0
88 Miguel OLIVEIRA	POR	KTM	345.0	345.0	345.0	345.0	345.0	345.0	345.0
30 Takaaki NAKAGAMI	JPN	HONDA	343.9	342.8	341.7	341.7	340.6	341.5	343.9
73 Alex MARQUEZ	SPA	HONDA	343.9	343.9	342.8	342.8	342.8	343.1	343.9
9 Danilo PETRUCCI	ITA	KTM	342.8	340.6	340.6	340.6	339.6	340.6	342.8
20 Fabio QUARTARARO	FRA	YAMAHA	342.8	342.8	340.6	340.6	340.6	341.3	342.8
36 Joan MIR	SPA	SUZUKI	342.8	342.8	341.7	341.7	340.6	341.9	342.8
46 Valentino ROSSI	ITA	YAMAHA	342.8	341.7	340.6	339.6	339.6	340.9	342.8
12 Maverick VIÑALES	SPA	YAMAHA	341.7	341.7	341.7	340.6	340.6	340.9	341.7
41 Aleix ESPARGARO	SPA	APRILIA	341.7	341.7	341.7	341.7	341.7	341.7	341.7
27 Iker LECUONA	SPA	KTM	340.6	340.6	339.6	339.6	339.6	339.9	340.6
32 Lorenzo SAVADORI	ITA	APRILIA	340.6	338.5	338.5	338.5	337.5	338.7	340.6
21 Franco MORBIDELLI	ITA	YAMAHA	339.6	337.5	337.5	337.5	336.4	337.5	339.6

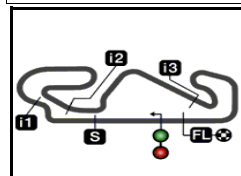
These data/results cannot be reproduced, stored and/or transmitted in whole or in part by any manner of electronic, mechanical, photocopying, recording, broadcasting or otherwise now known or herein after developed without the previous express consent by the copyright owner, except for reproduction in daily press and regular printed publications on sale to the public within 60 days of the event related to those data/results and always provided that copyright symbol appears together as follows below.

© DORNA, 2021

Official MotoGP Timing by TISSOT  
www.motogp.com



Barcelona, Saturday, June 05, 2021



4657 m.

## GRAN PREMI MONSTER ENERGY DE CATALUNYA

## Free Practice Nr. 4

## Chronological Analysis of Performances

16

\* Lap / Sector time cancelled

T1 Time from finish line to 1st intermediate

T3 Time from 2nd intermed. to 3rd intermed.

P Crossing the finish line in pit lane

T2 Time from 1st intermed. to 2nd intermed.

T4 Time from 3rd intermediate to finish line

\*\*Tyre data subject to further updates

Lap	Lap Time	T1	T2	T3	T4	Speed	Lap	Lap Time	T1	T2	T3	T4	Speed		
<b>1st</b>	<b>20</b>	<b>Fabio QUARTARARO</b> YAMAHA FRA Monster Energy Yamaha MotoGP						16	1'40.798	17.137	31.788	20.635	31.238	338.5	
Runs=2 Total laps=15 Full laps=10							<b>3rd</b>	<b>88</b>	<b>Miguel OLIVEIRA</b> KTM POR Red Bull KTM Factory Racing						
Runs=2 Total laps=15 Full laps=11							Runs=2 Total laps=15 Full laps=11								
Run #	1	Front Tyre	Slick-Medium	Rear Tyre	Slick-Medium	Speed	Run #	1	Front Tyre	Slick-Hard	Rear Tyre	Slick-Hard	Speed		
			New Tyre		New Tyre					New Tyre		New Tyre			
1	3'01.606		20.396	35.031	22.082	32.519	1	2'11.354		20.145	33.955	21.655	32.007	216.4	
2	1'41.218		17.377	32.014	20.725	31.102	2	1'41.447		17.172	32.040	20.977	31.258	332.3	
3	1'39.919		17.088	31.365	20.560	30.906	3	1'40.415		16.977	31.815	20.712	30.911	345.0	
4	1'39.726	*	16.930*	31.383	20.567	30.846	4	1'40.172		16.894	31.636	20.657	30.985	345.0	
5	1'39.681		16.959	31.400	20.512	30.810	5	1'41.659		17.434	32.321	20.829	31.075	343.9	
6	1'39.777		16.907	31.405	20.587	30.878	6	1'40.073		16.901	31.586	20.574	31.012	342.8	
7	1'50.935	P	16.919	31.417	20.517	42.082	7	1'40.108		16.868	31.598	20.703	30.939	340.6	
			7 Laps at start		New Tyre					9 Laps at start		9 Laps at start			
8	5'06.729		20.129	33.691	21.373	31.756	8	1'40.506		16.893	31.678	20.764	31.171	345.0	
9	1'40.290		17.139	31.742	20.525	30.884	9	1'57.728	P	18.057	33.572	23.483	42.616	328.2	
10	1'42.478		16.925	31.497	20.737	33.319	10	5'58.912		19.839	33.103	21.074	31.448	220.4	
11	1'39.602		16.920	31.415	20.401	30.866	11	1'41.238	*	17.047	31.834	20.742	31.615*	345.0	
12	1'40.278	*	16.897	31.474	20.523	31.384*	12	1'40.836		17.089	31.830	20.728	31.189	342.8	
13	1'39.634		16.857	31.356	20.552	30.869	13	1'40.892		17.010	31.901	20.718	31.263	340.6	
14	1'39.661		16.891	31.402	20.519	30.849	14	1'40.901		16.966	31.936	20.638	31.361	345.0	
15	1'39.870		16.918	31.477	20.469	31.006	15	1'40.957		16.965	31.901	20.747	31.344	343.9	
<b>2nd</b>	<b>12</b>	<b>Maverick VIÑALES</b> YAMAHA SPA Monster Energy Yamaha MotoGP						<b>4th</b>	<b>5</b>	<b>Johann ZARCO</b> DUCATI FRA Pramac Racing					
Runs=2 Total laps=16 Full laps=10							Runs=2 Total laps=15 Full laps=10								
Run #	1	Front Tyre	Slick-Medium	Rear Tyre	Slick-Hard	Speed	Run #	1	Front Tyre	Slick-Medium	Rear Tyre	Slick-Hard	Speed		
			7 Laps at start		New Tyre					4 Laps at start		New Tyre			
1	1'52.326		19.196	33.792	21.886	32.350	1	2'24.735		20.012	35.113	22.233	32.571	189.4	
2	1'42.036		17.324	32.320	20.886	31.506	2	1'42.845		17.474	32.453	21.280	31.638	334.3	
3	1'40.405		17.041	31.722	20.613	31.029	3	1'41.141		16.987	32.046	20.903	31.205	349.5	
4	1'40.322		17.046	31.627	20.679	30.970	4	1'41.262	*	16.972	31.856	20.978*	31.456	349.5	
5	1'40.535	*	17.214*	31.729	20.518	31.074	5	1'40.775		16.968	31.892	20.794	31.121	347.2	
6	1'40.028		16.933	31.594	20.524	30.977	6	1'40.286		16.847	31.754	20.683	31.002	350.6	
7	1'40.168		17.083	31.597	20.551	30.937	7	1'40.313		16.858	31.687	20.681	31.087	349.5	
8	1'40.082		16.945	31.588	20.536	31.013	8	1'55.484	P	16.894	32.287*	22.457	43.846	338.5	
9	1'52.724	P	17.576*	33.016	21.093*	41.039	9	5'32.455		19.375	34.456	21.381	31.522	198.1	
			16 Laps at start		9 Laps at start					12 Laps at start		8 Laps at start			
10	5'29.226		19.030	32.409	20.919	31.264	10	1'40.781		16.923	31.965	20.625	31.268	348.3	
11	1'40.502		17.036	31.713	20.504	31.249	11	1'41.050		16.916	31.858	20.682	31.594	347.2	
12	1'40.277	*	16.958	31.679	20.548	31.092*	12	1'42.088	*	17.043	32.549	20.816	31.680*	342.8	
13	1'40.525		17.011	31.647	20.641	31.226	13	1'40.919		16.917	31.879	20.726	31.397	345.0	
14	1'45.778	*	20.002*	33.734	20.769	31.273									
15	1'43.125		17.050	31.823	20.673	33.579									

**Fastest Lap:** Fabio QUARTARARO Monster Energy Yama FRA 1'39.602 16.920 31.415 20.401 30.866

These data/results cannot be reproduced, stored and/or transmitted in whole or in part by any manner of electronic, mechanical, photocopying, recording, broadcasting or otherwise now known or herein after developed without the previous express consent by the copyright owner, except for reproduction in daily press and regular printed publications on sale to the public within 60 days of the event related to those data/results and always provided that copyright symbol appears together as follows below.  
© DORNA, 2021



# Free Practice Nr. 4

# MotoGP

Lap	Lap Time	T1	T2	T3	T4	Speed	Lap	Lap Time	T1	T2	T3	T4	Speed	
14	1'41.262	16.882	31.945	20.835	31.600	348.3	1	2'12.035	19.565	35.101	22.407	34.024	203.7	
15	1'41.580	16.997	32.089	20.801	31.693	349.5	2	1'41.584	17.339	32.010	20.810	31.425	341.7	
<b>5th 36 Joan MIR</b> SUZUKI SPA Team SUZUKI ECSTAR							<b>3</b> 1'44.493 17.233 31.651 20.653 34.956 339.6							
Runs=3 Total laps=15 Full laps=10							<b>4</b> 1'40.740 17.253 31.679 20.613 31.195 336.4							
<b>Run # 1</b>	<i>Front Tyre</i>	<i>Slick-Medium</i>	<i>Rear Tyre</i>	<i>Slick-Hard</i>				<b>5</b>	1'41.077	17.124	31.658	20.891	31.404	340.6
		10 Laps at start			6 Laps at start			<b>6</b>	1'40.846	17.180	31.658	20.710	31.298	339.6
1	1'50.228	19.454	33.292	21.546	31.914	196.0	<b>7</b>	1'41.500	17.291	31.706	20.647	31.856	342.8	
2	1'41.640	17.402	32.057	20.865	31.316	338.5	<b>8</b>	1'40.925 *	17.223	31.650*	20.801	31.251	338.5	
3	1'41.004	17.143	31.842	20.810	31.209	339.6	<b>9</b>	1'40.437	17.147	31.546	20.580	31.164	337.5	
4	1'40.903	17.082	31.746	20.822	31.253	339.6	<b>10</b>	1'53.401 P	17.673	32.969	21.344	41.415	334.3	
5	1'57.395 P	19.204*	33.060	21.226	43.905	339.6	<b>Run # 2</b>	<i>Front Tyre</i>	<i>Slick-Medium</i>	<i>Rear Tyre</i>	<i>Slick-Hard</i>			
<b>Run # 2</b>							10 Laps at start 10 Laps at start							
		20 Laps at start			New Tyre			<b>11</b>	5'33.469	19.196	32.750	21.113	31.607	217.3
6	4'50.622	20.017	33.099	21.218	31.637	158.1	<b>12</b>	1'41.157 *	17.279	31.842	20.716	31.320*	336.4	
7	1'41.288	17.271	31.844	20.851	31.322	339.6	<b>13</b>	1'40.891	17.201	31.690	20.699	31.301	336.4	
8	1'40.593	17.103	31.587	20.803	31.100	340.6	<b>14</b>	1'40.656	17.042	31.653	20.676	31.285	337.5	
9	1'40.380	17.062	31.502	20.716	31.100	341.7	<b>15</b>	1'40.649	17.179	31.603	20.684	31.183	336.4	
10	1'53.562 P	17.326	32.704	21.247	42.285	342.8	<b>16</b>	1'40.785	17.192	31.722	20.617	31.254	335.4	
<b>Run # 3</b>							<b>8th 44 Poi ESPARGARO</b> HONDA SPA Repsol Honda Team							
Runs=2 Total laps=15 Full laps=8							Runs=2 Total laps=13 Full laps=6							
<b>Run # 1</b>	<i>Front Tyre</i>	<i>Slick-Medium</i>	<i>Rear Tyre</i>	<i>Slick-Hard</i>				<b>Run # 1</b>	<i>Front Tyre</i>	<i>Slick-Medium</i>	<i>Rear Tyre</i>	<i>Slick-Medium</i>	<i>Slick-Hard</i>	
		25 Laps at start			5 Laps at start					8 Laps at start			New Tyre	
11	4'07.117 *	22.260	34.063	21.085	31.798*	182.4	1	2'08.823	22.349	35.468	21.383	37.707	167.1	
12	1'40.906	17.129	31.811	20.794	31.172	341.7	2	1'47.795	17.359	32.161	21.024	37.251	332.3	
13	1'40.399	17.001	31.575	20.753	31.070	342.8	3	1'44.374 *	18.486*	33.583	21.023	31.282	343.9	
14	1'41.061	17.458	31.711	20.776	31.116	329.2	4	1'40.652	17.183	31.738	20.537	31.194	345.0	
15	1'40.589	17.011	31.708	20.725	31.145	339.6	5	1'44.303	17.592	34.403	20.991	31.317	325.3	
<b>Run # 2</b>							<b>Run # 2</b>							
		New Tyre			New Tyre					New Tyre			New Tyre	
1	1'52.414	18.879	33.690	21.919	32.225	216.4	9	6'54.560	19.360	33.667	21.824	32.616	224.0	
2	1'42.068	17.561	32.217	20.879	31.411	323.3	10	1'41.406	17.290	32.003	20.716	31.397	346.1	
3	1'40.744	17.194	31.796	20.686	31.068	328.2	11	1'40.581 *	17.005	31.674	20.551	31.351*	345.0	
4	1'40.425	17.097	31.679	20.585	31.064	342.8	12	1'40.454	17.059	31.756	20.521	31.118	346.1	
5	1'41.210 *	17.237*	31.838	20.636	31.499	339.6	13	1'55.106 P	17.276	34.666	21.516	41.648	341.7	
6	1'44.162	17.144	33.300	21.909	31.809	345.0	<b>9th 43 Jack MILLER</b> DUCATI AUS Ducati Lenovo Team							
7	1'41.203 *	17.194	31.950	20.691	31.368*	341.7	Runs=1 Total laps=18 Full laps=15							
8	1'54.376 P	17.609	33.826	21.439	41.502	341.7	<b>Run # 1</b>	<i>Front Tyre</i>	<i>Slick-Medium</i>	<i>Rear Tyre</i>	<i>Slick-Hard</i>			
<b>Run # 2</b>							New Tyre New Tyre							
		8 Laps at start			8 Laps at start			1	2'15.235	19.460	33.635	21.406	31.908	218.1
9	6'09.414	19.804	32.970	21.208	32.070	208.0	2	1'41.533	17.161	32.022	20.909	31.441	349.5	
10	1'42.660	17.729	32.465	20.915	31.551	342.8	3	1'40.758	17.245	31.699	20.649	31.165	352.9	
11	1'42.015 *	17.217	32.117	20.685	31.996*	343.9	4	1'40.851	16.855	31.778	20.731	31.487	352.9	
12	1'44.297	17.457	32.125	20.660	34.055	345.0	5	1'40.469	16.988	31.689	20.722	31.070	352.9	
13	1'41.307	17.161	32.045	20.706	31.395	345.0	6	1'40.522	16.929	31.682	20.670	31.241	350.6	
14	1'41.195	17.113	32.012	20.731	31.339	346.1	7	1'40.480	16.871	31.697	20.673	31.239	355.2	
15	1'59.298 P	17.725*	36.289	22.079	43.205	339.6	8	1'40.551	16.867	31.598	20.775	31.311	350.6	
<b>7th 46 Valentino ROSSI</b> YAMAHA ITA Petronas Yamaha SRT							9 1'40.687 17.076 31.720 20.653 31.238 350.6							
Runs=2 Total laps=16 Full laps=11							10 1'40.751 16.979 31.729 20.744 31.299 347.2							
<b>Run # 1</b>	<i>Front Tyre</i>	<i>Slick-Medium</i>	<i>Rear Tyre</i>	<i>Slick-Hard</i>				<b>Run # 1</b>						
		New Tyre			New Tyre					New Tyre			New Tyre	
11	1'40.751	17.113	32.012	20.731	31.339	346.1	1	2'15.235	19.460	33.635	21.406	31.908	218.1	
12	1'44.297	17.457	32.125	20.660	34.055	345.0	2	1'41.533	17.161	32.022	20.909	31.441	349.5	
13	1'41.307	17.161	32.045	20.706	31.395	345.0	3	1'40.758	17.245	31.699	20.649	31.165	352.9	
14	1'41.195	17.113	32.012	20.731	31.339	346.1	4	1'40.851	16.855	31.778	20.731	31.487	352.9	
15	1'59.298 P	17.725*	36.289	22.079	43.205	339.6	5	1'40.469	16.988	31.689	20.722	31.070	352.9	

**Fastest Lap:** Fabio QUARTARARO Monster Energy Yama FRA 1'39.602 16.920 31.415 20.401 30.866

These data/results cannot be reproduced, stored and/or transmitted in whole or in part by any manner of electronic, mechanical, photocopying, recording, broadcasting or otherwise now known or herein after developed without the previous express consent by the copyright owner, except for reproduction in daily press and regular printed publications on sale to the public within 60 days of the event related to those data/results and always provided that copyright symbol appears together as follows below.  
© DORNA, 2021

Official MotoGP Timing by TISSOT  
www.motogp.com

Barcelona, Saturday, June 05, 2021

Page 2 of 5



# Free Practice Nr. 4

MotoGP

Lap	Lap Time	T1	T2	T3	T4	Speed	Lap	Lap Time	T1	T2	T3	T4	Speed
12	1'40.677	16.845	31.807	20.635	31.390	348.3	Run # 1	Front Tyre	Slick-Hard	Rear Tyre	Slick-Hard		
13	1'41.065	17.044	31.839	20.773	31.409	349.5			New Tyre		New Tyre		
14	1'40.814 *	16.846	31.831	20.730	31.407*	349.5	1	2'09.872	22.233	35.403	23.573	36.281	174.7
15	1'41.021	16.896	31.931	20.810	31.384	348.3	2	1'42.715	17.470	32.461	21.105	31.679	342.8
16	1'40.954	16.910	31.844	20.739	31.461	348.3	3	1'41.101	17.372	31.902	20.789	31.038	330.2
17	1'41.039	16.889	31.949	20.743	31.458	349.5	4	1'40.643	17.098	31.727	20.638	31.180	340.6
18	1'56.304 P	17.599*	35.003	22.023	41.679	349.5	5	1'42.132	17.348	32.359	21.073	31.352	338.5

**10th 30** Takaaki NAKAGAMI HONDA JPN  
LCR Honda IDEMITSU  
Runs=2 Total laps=16 Full laps=11

Run # 1	Front Tyre	Slick-Hard	Rear Tyre	Slick-Hard	Speed
		New Tyre			New Tyre
1	2'16.116	22.703	35.754	22.783	43.484 153.6
2	1'44.559	18.174	33.020	21.549	31.816 313.9
3	1'41.508	17.395	31.983	20.958	31.172 338.5
4	1'41.032	17.164	31.733	20.886	31.249 340.6
5	1'40.971	17.251	31.747	20.834	31.139 340.6
6	1'40.534	17.122	31.599	20.652	31.161 338.5
7	1'55.266 P	17.275*	34.349	21.441	42.201 338.5

Run # 2	Front Tyre	Slick-Medium	Rear Tyre	Slick-Soft	Speed
		10 Laps at start			5 Laps at start
8	4'16.320	20.456	34.855	21.670	32.027 186.8
9	1'42.232	17.752	32.371	20.822	31.287 337.5
10	1'40.814	17.074	31.741	20.644	31.355 340.6
11	1'40.826	17.145	31.604	20.616	31.461 341.7
12	1'40.728 *	17.072	31.622	20.668	31.366* 342.8
13	1'40.742	17.095	31.652	20.674	31.321 340.6
14	1'40.900	17.058	31.800	20.678	31.364 341.7
15	1'40.878	17.010	31.829	20.737	31.302 343.9
16	1'56.544 P	17.728	34.013	22.232	42.571 340.6

**11th 63** Francesco BAGNAIA DUCATI ITA  
Ducati Lenovo Team  
Runs=2 Total laps=13 Full laps=6

Run # 1	Front Tyre	Slick-Medium	Rear Tyre	Slick-Hard	Speed
		4 Laps at start			New Tyre
1	2'12.794	19.770	34.189	21.728	32.135 220.8
2	1'42.364	17.420	32.269	21.084	31.591 337.5
3	1'41.441	17.203	31.967	21.019	31.252 335.4
4	1'40.720	16.967	31.728	20.741	31.284 346.1
5	1'41.323	17.167	31.976	20.935	31.245 343.9
6	1'40.565	16.989	31.636	20.760	31.180 347.2
7	1'44.969 *	18.684*	34.000	20.959	31.326 348.3
8	1'40.872 *	16.966	31.905*	20.782	31.219 347.2
9	1'43.756 *	17.491*	33.745	21.008	31.512 347.2
10	1'53.769 P	16.984	31.731	22.448	42.606 345.0

Run # 2	Front Tyre	Slick-Medium	Rear Tyre	Slick-Medium	Speed
		14 Laps at start			14 Laps at start
11	5'54.542 *	19.152	35.306	21.480	32.370* 223.1
12	1'42.643	17.291	32.233	21.142	31.977 346.1
13	1'52.082 P	17.112	31.994	21.077*	41.899 345.0

**12th 9** Danilo PETRUCCI KTM ITA  
Tech 3 KTM Factory Racing  
Runs=2 Total laps=15 Full laps=11

Run # 1	Front Tyre	Slick-Hard	Rear Tyre	Slick-Hard	Speed
		New Tyre			New Tyre
1	2'13.757	19.569	33.748	21.572	32.194 215.1
2	1'42.308	17.489	32.256	20.886	31.677 334.3
3	1'41.220	17.146	31.951	20.798	31.325 341.7
4	4'36.707 P	1'35.138	1'54.921	23.055	43.593 338.5

Run # 2	Front Tyre	Slick-Hard	Rear Tyre	Slick-Medium	Speed
		4 Laps at start			New Tyre
5	5'57.167	20.205	34.083	21.558	31.975 185.5
6	1'41.800	17.475	32.064	20.914	31.347 341.7
7	1'41.252	17.140	31.960	20.842	31.310 341.7

Run # 1	Front Tyre	Slick-Hard	Rear Tyre	Slick-Hard	Speed
		New Tyre			New Tyre
10	6'26.818	20.797	35.140	25.331	38.714 179.1
11	1'46.724 *	17.579	32.525	21.082	35.538* 336.4
12	1'41.116	17.295	31.771	20.781	31.269 339.6
13	1'40.852	17.113	31.771	20.659	31.309 340.6
14	1'41.027	17.119	31.816	20.800	31.292 340.6
15	1'41.156	17.115	31.897	20.810	31.334 339.6

Run # 2	Front Tyre	Slick-Hard	Rear Tyre	Slick-Hard	Speed
		9 Laps at start			9 Laps at start
11	6'26.818	20.797	35.140	25.331	38.714 179.1
12	1'46.724 *	17.579	32.525	21.082	35.538* 336.4
13	1'41.116	17.295	31.771	20.781	31.269 339.6
14	1'40.852	17.113	31.771	20.659	31.309 340.6
15	1'41.027	17.119	31.816	20.800	31.292 340.6
16	1'41.156	17.115	31.897	20.810	31.334 339.6

**13th 21** Franco MORBIDELLI YAMAHA ITA  
Petronas Yamaha SRT  
Runs=2 Total laps=14 Full laps=8

Run # 1	Front Tyre	Slick-Medium	Rear Tyre	Slick-Hard	Speed
		8 Laps at start			14 Laps at start
1	2'37.616	21.800	34.771	21.751	32.256 191.4
2	1'41.873	17.487	32.024	20.727	31.635 333.3
3	1'40.916	17.161	31.783	20.756	31.216 335.4
4	1'41.731 *	17.854*	31.899	20.850	31.128 326.2
5	1'40.873	17.177	31.714	20.759	31.223 335.4
6	1'47.644	18.302	36.319	21.460	31.563 336.4
7	1'41.030	17.123	31.761	20.761	31.385 335.4
8	2'02.016 P	18.102*	37.850*	22.398	43.666 335.4

Run # 2	Front Tyre	Slick-Medium	Rear Tyre	Slick-Medium	Speed
		16 Laps at start			9 Laps at start
9	5'51.039	20.022	33.615	21.331	31.465 180.0
10	1'41.024	17.412	31.764	20.739	31.109 339.6
11	1'40.821 *	17.173	31.624	20.735	31.289* 337.5
12	1'40.704	17.151	31.630	20.678	31.245 336.4
13	1'40.973	17.133	31.817	20.774	31.249 337.5
14	2'04.847 P	17.373	36.792	25.368	45.314 337.5

**14th 41** Aleix ESPARGARO APRILIA SPA  
Aprilia Racing Team Gresini  
Runs=2 Total laps=12 Full laps=7

Run # 1	Front Tyre	Slick-Hard	Rear Tyre	Slick-Hard	Speed
		New Tyre			New Tyre
1	2'13.757	19.569	33.748	21.572	32.194 215.1
2	1'42.308	17.489	32.256	20.886	31.677 334.3
3	1'41.220	17.146	31.951	20.798	31.325 341.7
4	4'36.707 P	1'35.138	1'54.921	23.055	43.593 338.5
5	5'57.167	20.205	34.083	21.558	31.975 185.5
6	1'41.800	17.475	32.064	20.914	31.347 341.7
7	1'41.252	17.140	31.960	20.842	31.310 341.7

**Fastest Lap:** Fabio QUARTARARO Monster Energy Yama FRA 1'39.602 16.920 31.415 20.401 30.866

These data/results cannot be reproduced, stored and/or transmitted in whole or in part by any manner of electronic, mechanical, photocopying, recording, broadcasting or otherwise now known or herein after developed without the previous express consent by the copyright owner, except for reproduction in daily press and regular printed publications on sale to the public within 60 days of the event related to those data/results and always provided that copyright symbol appears together as follows below.  
© DORNA, 2021

Official MotoGP Timing by TISSOT  
www.motogp.com

Barcelona, Saturday, June 05, 2021

Page 3 of 5



# Free Practice Nr. 4

# MotoGP

Lap	Lap Time	T1	T2	T3	T4	Speed	Lap	Lap Time	T1	T2	T3	T4	Speed
8	1'41.050	17.157	31.846	20.704	31.343	341.7	2	1'46.741 *	17.787*	33.437	20.996	34.521	346.1
9	1'40.717	17.055	31.798	20.644	31.220	341.7	3	1'42.130	17.227	32.047	21.296	31.560	334.3
10	1'40.812 *	17.107	31.729	20.662	31.314*	341.7	4	1'41.096	17.136	31.831	20.760	31.369	328.2
11	1'40.934	17.079	31.788	20.758	31.309	341.7	5	1'41.638	17.305	31.942	20.928	31.463	342.8
12	1'56.795 P	17.976*	34.699	21.595	42.525	338.5	6	1'40.782	17.027	31.751	20.665	31.339	346.1

**15th 27** **Iker LECUONA** KTM SPA  
Tech 3 KTM Factory Racing

Runs=2 Total laps=13 Full laps=9

Run #	1	Front Tyre	Slick-Hard	Rear Tyre	Slick-Hard	Speed
		New Tyre		New Tyre		
1	2'07.323	23.072	34.125	21.536	33.944	193.5
2	1'41.940	17.449	32.279	20.934	31.278	331.2
3	1'41.043	17.400	31.758	20.709	31.176	338.5
4	1'41.033	17.214	31.709	20.877	31.233	338.5
5	1'40.741	17.222	31.682	20.690	31.147	339.6
6	1'40.770	17.054	31.685	20.846	31.185	340.6
7	1'40.837	17.045	31.812	20.752	31.228	339.6
	unfinished	17.151				339.6

Run #	2	Front Tyre	Slick-Medium	Rear Tyre	Slick-Medium	Speed
		8 Laps at start		13 Laps at start		
8	1'50.491 *	20.410	36.890	21.475	31.716*	208.4
9	1'42.129 *	17.344	32.155	20.887	31.743*	340.6
10	1'41.742	17.281	32.065	20.938	31.458	339.6
11	1'41.414	17.221	31.994	20.850	31.349	339.6
12	1'57.143 P	18.350*	34.532	21.884	42.377	321.4

**16th 33** **Brad BINDER** KTM RSA  
Red Bull KTM Factory Racing

Runs=2 Total laps=15 Full laps=10

Run #	1	Front Tyre	Slick-Hard	Rear Tyre	Slick-Hard	Speed
		New Tyre		New Tyre		
1	2'07.060	20.819	34.035	21.684	32.769	179.4
2	1'51.313	17.480	32.343	20.817	40.673	345.0
3	1'41.032	17.369	31.842	20.774	31.047	339.6
4	1'44.512 *	18.337*	34.084	20.873	31.218	348.3
5	2'08.179	17.226	57.081	22.106	31.766	333.3
6	1'40.815	17.098	31.793	20.536	31.388	347.2
7	1'40.928	17.015	31.786	20.704	31.423	347.2
8	1'55.577 P	17.969*	34.866*	21.125	41.617	347.2

Run #	2	Front Tyre	Slick-Hard	Rear Tyre	Slick-Hard	Speed
		8 Laps at start		8 Laps at start		
9	5'59.776	19.363	32.705	21.081	31.922	190.4
10	1'41.348	17.111	31.787	20.938	31.512	346.1
11	1'41.777 *	17.079	32.015	20.705	31.978*	345.0
12	1'41.172	17.109	31.778	20.951	31.334	345.0
13	1'40.797	17.018	31.836	20.662	31.281	346.1
14	1'40.741	16.967	31.835	20.680	31.259	346.1
15	1'41.087	16.994	31.906	20.705	31.482	343.9

**17th 23** **Enea BASTIANINI** DUCATI ITA  
Avintia Esponsorama

Runs=2 Total laps=14 Full laps=7

Run #	1	Front Tyre	Slick-Medium	Rear Tyre	Slick-Hard	Speed
		4 Laps at start		New Tyre		
1	2'08.233	20.427	34.524	21.506	32.952	200.3

**Run # 2** Front Tyre Slick-Medium Rear Tyre Slick-Hard  
12 Laps at start 8 Laps at start

9	7'44.676	19.916	33.255	21.343	33.980	198.5
10	1'41.858 *	17.159	32.040	20.777	31.882*	336.4
11	1'41.581	17.134	32.030	20.940	31.477	345.0
12	1'41.364	17.045	32.036	20.743	31.540	337.5
13	1'41.437	17.115	31.984	20.819	31.519	337.5
14	1'44.433 *	17.546*	33.697	21.260	31.930	345.0

**18th 89** **Jorge MARTIN** DUCATI SPA  
Pramac Racing

Runs=2 Total laps=10 Full laps=5

Run #	1	Front Tyre	Slick-Medium	Rear Tyre	Slick-Hard	Speed
		4 Laps at start		New Tyre		
1	2'40.831	19.799	34.440	21.572	32.255	210.1
2	1'42.775	17.395	32.350	21.216	31.814	340.6
3	1'41.719	17.193	32.258	20.767	31.501	341.7
4	1'41.737 *	17.370*	32.043	20.851	31.473	338.5
5	1'40.887	16.910	31.890	20.685	31.402	348.3
6	2'02.168 P	19.031*	36.204	22.050	44.883	348.3

Run #	2	Front Tyre	Slick-Medium	Rear Tyre	Slick-Hard	Speed
		10 Laps at start		6 Laps at start		
7	6'41.882 *	20.180	32.858	21.539*	31.932	167.4
8	1'42.395	17.170	32.143	20.890	32.192	348.3
9	1'41.158	17.030	31.953	20.713	31.462	346.1
	unfinished	16.874	31.991	20.762		348.3

**19th 10** **Luca MARINI** DUCATI ITA  
SKY VR46 Avintia

Runs=2 Total laps=12 Full laps=8

Run #	1	Front Tyre	Slick-Medium	Rear Tyre	Slick-Hard	Speed
		8 Laps at start		New Tyre		
1	2'09.571	21.377	34.503	22.155	41.613	176.4
2	1'47.963	17.665	32.950	21.167	36.181	331.2
3	1'41.827	17.354	32.010	21.099	31.364	327.2
4	1'41.624	17.298	31.801	20.773	31.752	333.3
5	1'41.238	17.164	31.915	20.880	31.279	339.6
6	1'55.130 P	17.896*	33.686	21.286	42.262	345.0

Run #	2	Front Tyre	Slick-Medium	Rear Tyre	Slick-Medium	Speed
		14 Laps at start		New Tyre		
7	4'23.016	18.755	32.748	21.323	31.532	201.4
8	1'41.187	17.165	31.897	20.839	31.286	341.7
9	1'40.962	17.007	31.791	20.838	31.326	342.8
10	1'41.138	17.138	31.790	20.855	31.355	341.7
11	1'41.075	17.084	31.814	20.781	31.396	342.8
12	2'02.572 P	19.022*	35.854	22.440	45.256	331.2

**Fastest Lap:** Fabio QUARTARARO Monster Energy Yama FRA 1'39.602 16.920 31.415 20.401 30.866

These data/results cannot be reproduced, stored and/or transmitted in whole or in part by any manner of electronic, mechanical, photocopying, recording, broadcasting or otherwise now known or herein after developed without the previous express consent by the copyright owner, except for reproduction in daily press and regular printed publications on sale to the public within 60 days of the event related to those data/results and always provided that copyright symbol appears together as follows below.  
© DORNA, 2021

Official MotoGP Timing by TISSOT  
www.motogp.com

Barcelona, Saturday, June 05, 2021

Page 4 of 5



# Free Practice Nr. 4

MotoGP

Lap	Lap Time	T1	T2	T3	T4	Speed	Lap	Lap Time	T1	T2	T3	T4	Speed
-----	----------	----	----	----	----	-------	-----	----------	----	----	----	----	-------

**20th** **73** **Alex MARQUEZ** HONDA SPA  
LCR Honda CASTROL

Runs=2 Total laps=15 Full laps=10

Run #	1	Front Tyre	Slick-Hard	Rear Tyre	Slick-Medium	
		New Tyre		New Tyre		
1	1'57.087	19.495	34.067	21.722	32.546	216.8
2	<b>1'42.418</b>	17.507	32.373	20.887	31.651	335.4
3	<b>1'41.780</b>	17.391	32.100	20.839	31.450	342.8
4	<b>1'41.126</b>	17.083	31.943	20.736	31.364	342.8
5	1'41.198 *	17.324*	31.902	20.695	31.277	341.7
6	<b>1'40.995</b>	17.081	31.783	20.832	31.299	342.8
7	1'53.669 P	17.002*	34.041	21.315	41.311	343.9

Run #	2	Front Tyre	Slick-Medium	Rear Tyre	Slick-Hard	
		8 Laps at start		6 Laps at start		
8	6'34.735	19.142	33.442	21.297	32.071	214.2
9	<b>1'41.897</b>	17.399	32.264	20.828	31.406	340.6
10	<b>1'41.381</b>	17.206	32.004	20.813	31.358	342.8
11	1'41.422 *	17.102	31.922	20.794	31.604*	343.9
12	<b>1'43.413</b>	17.114	32.008	20.898	33.393	340.6
13	<b>1'41.761</b>	17.201	31.998	20.834	31.728	342.8
14	<b>1'41.502</b>	17.128	32.052	20.895	31.427	342.8
15	<b>1'41.396</b>	17.163	32.026	20.835	31.372	341.7

**21st** **32** **Lorenzo SAVADORI** APRILIA ITA  
Aprilia Racing Team Gresini

Runs=2 Total laps=11 Full laps=6

Run #	1	Front Tyre	Slick-Hard	Rear Tyre	Slick-Hard	
		New Tyre		3 Laps at start		
1	2'10.364	22.310	38.033	21.758	35.791	168.7
2	<b>1'42.392</b>	17.312	32.278	21.141	31.661	338.5
3	<b>1'45.666</b>	17.429	31.966	20.904	35.367	315.7
4	1'46.073 *	17.293	32.246	21.057*	35.477	332.3
5	<b>1'41.998</b>	17.348	32.102	21.081	31.467	330.2
6	<b>1'41.978</b>	17.311	32.010	20.915	31.742	336.4
7	1'56.023 P	17.935	34.079	21.319	42.690	338.5

Run #	2	Front Tyre	Slick-Medium	Rear Tyre	Slick-Hard	
		1 Laps at start		New Tyre		
8	6'50.068	21.095	49.941	21.336	33.798	177.9
9	<b>1'41.553</b>	17.285	32.063	20.615	31.590	337.5
10	<b>1'41.465</b>	17.217	32.085	20.795	31.368	340.6
11	2'01.071 P	17.133	34.638	25.050	44.250	338.5

**Fastest Lap:** Fabio QUARTARARO Monster Energy Yama FRA **1'39.602** 16.920 31.415 20.401 30.866

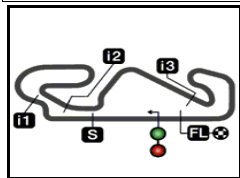
These data/results cannot be reproduced, stored and/or transmitted in whole or in part by any manner of electronic, mechanical, photocopying, recording, broadcasting or otherwise now known or herein after developed without the previous express consent by the copyright owner, except for reproduction in daily press and regular printed publications on sale to the public within 60 days of the event related to those data/results and always provided that copyright symbol appears together as follows below.  
© DORNA, 2021

Official MotoGP Timing by **TISSOT**  
www.motogp.com

Barcelona, Saturday, June 05, 2021

Page 5 of 5





4657 m.

## GRAN PREMI MONSTER ENERGY DE CATALUNYA

## Free Practice Nr. 4

## Best Partial Times

MotoGP™

*IT* Ideal Lap Time, sum of the best partial times*BT* Best Lap Time

T1		T2		T3		T4				IT		BT	
Pos	Rider	Time	Rider	Time	Rider	Time	Rider	Time	Pos	Rider	IT	BT	
1	J.MILLER	16.845	F.QUARTARARO	31.356	F.QUARTARARO	20.401	F.QUARTARARO	30.810	1	F.QUARTARAR	1'39.424	1'39.602	(1)
2	J.ZARCO	16.847	J.MIR	31.502	M.VIÑALES	20.504	M.OLIVEIRA	30.911	2	M.OLIVEIRA	1'39.939	1'40.073	(3)
3	F.QUARTARARO	16.857	V.ROSSI	31.546	P.ESPARGARO	20.521	M.VIÑALES	30.937	3	M.VIÑALES	1'39.962	1'40.028	(2)
4	M.OLIVEIRA	16.868	M.OLIVEIRA	31.586	B.BINDER	20.536	J.ZARCO	31.002	4	J.MILLER	1'40.148	1'40.469	(9)
5	J.MARTIN	16.874	M.VIÑALES	31.588	M.OLIVEIRA	20.574	D.PETRUCCI	31.038	5	J.ZARCO	1'40.161	1'40.286	(4)
6	M.VIÑALES	16.933	J.MILLER	31.598	V.ROSSI	20.580	B.BINDER	31.047	6	J.MIR	1'40.289	1'40.380	(5)
7	F.BAGNAIA	16.966	T.NAKAGAMI	31.599	M.MARQUEZ	20.585	M.MARQUEZ	31.064	7	P.ESPARGAR	1'40.318	1'40.454	(8)
8	B.BINDER	16.967	F.MORBIDELLI	31.624	L.SAVADORI	20.615	J.MIR	31.070	8	B.BINDER	1'40.328	1'40.741	(16)
9	E.BASTIANINI	16.989	F.BAGNAIA	31.636	T.NAKAGAMI	20.616	J.MILLER	31.070	9	V.ROSSI	1'40.332	1'40.437	(7)
10	J.MIR	17.001	P.ESPARGARO	31.674	J.ZARCO	20.625	F.MORBIDELLI	31.109	10	T.NAKAGAMI	1'40.364	1'40.534	(10)
11	P.ESPARGARO	17.005	M.MARQUEZ	31.679	J.MILLER	20.635	P.ESPARGARO	31.118	11	M.MARQUEZ	1'40.425	1'40.425	(6)
12	L.MARINI	17.007	I.LECUONA	31.682	D.PETRUCCI	20.638	T.NAKAGAMI	31.139	12	D.PETRUCCI	1'40.501	1'40.643	(12)
13	T.NAKAGAMI	17.010	J.ZARCO	31.687	A.ESPARGARO	20.644	I.LECUONA	31.147	13	F.BAGNAIA	1'40.523	1'40.565	(11)
14	V.ROSSI	17.042	D.PETRUCCI	31.727	E.BASTIANINI	20.665	V.ROSSI	31.164	14	F.MORBIDELLI	1'40.534	1'40.704	(13)
15	I.LECUONA	17.045	A.ESPARGARO	31.729	F.MORBIDELLI	20.678	F.BAGNAIA	31.180	15	I.LECUONA	1'40.564	1'40.741	(15)
16	A.ESPARGARO	17.055	E.BASTIANINI	31.751	J.MARTIN	20.685	A.ESPARGARO	31.220	16	A.ESPARGAR	1'40.648	1'40.717	(14)
17	A.MARQUEZ	17.081	B.BINDER	31.778	I.LECUONA	20.690	A.MARQUEZ	31.277	17	E.BASTIANINI	1'40.744	1'40.782	(17)
18	M.MARQUEZ	17.097	A.MARQUEZ	31.783	A.MARQUEZ	20.695	L.MARINI	31.279	18	A.MARQUEZ	1'40.836	1'40.995	(20)
19	D.PETRUCCI	17.098	L.MARINI	31.790	J.MIR	20.716	E.BASTIANINI	31.339	19	L.MARINI	1'40.849	1'40.962	(19)
20	F.MORBIDELLI	17.123	J.MARTIN	31.890	F.BAGNAIA	20.741	L.SAVADORI	31.368	20	J.MARTIN	1'40.851	1'40.887	(18)
21	L.SAVADORI	17.133	L.SAVADORI	31.966	L.MARINI	20.773	J.MARTIN	31.402	21	L.SAVADORI	1'41.082	1'41.465	(21)

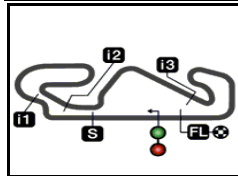
These data/results cannot be reproduced, stored and/or transmitted in whole or in part by any manner of electronic, mechanical, photocopying, recording, broadcasting or otherwise now known or herein after developed without the previous express consent by the copyright owner, except for reproduction in daily press and regular printed publications on sale to the public within 60 days of the event related to those data/results and always provided that copyright symbol appears together as follows below.

© DORNA, 2021

Official MotoGP Timing by TISSOT  
www.motogp.com







4657 m.

**GRAN PREMI MONSTER ENERGY DE CATALUNYA****Free Practice Nr. 4****Fastest Laps Sequence**

<i>Practice Time</i>	 <i>Rider</i>	<i>Nation</i>	<i>Motorcycle</i>	<i>Time</i>	<i>Km/h</i>	<i>Rider's Lap</i>
<b>3'31.868</b>	36 <b>Joan MIR</b>	SPA	SUZUKI	<b>1'41.640</b>	164.9	2
<b>3'52.801</b>	88 <b>Miguel OLIVEIRA</b>	POR	KTM	<b>1'41.447</b>	165.2	2
<b>4'42.824</b>	20 <b>Fabio QUARTARARO</b>	FRA	YAMAHA	<b>1'41.218</b>	165.6	2
<b>5'12.872</b>	36 <b>Joan MIR</b>	SPA	SUZUKI	<b>1'41.004</b>	165.9	3
<b>5'14.767</b>	12 <b>Maverick VIÑALES</b>	SPA	YAMAHA	<b>1'40.405</b>	166.9	3
<b>6'22.743</b>	20 <b>Fabio QUARTARARO</b>	FRA	YAMAHA	<b>1'39.919</b>	167.7	3
<b>9'42.150</b>	20 <b>Fabio QUARTARARO</b>	FRA	YAMAHA	<b>1'39.681</b>	168.1	5
<b>23'21.961</b>	20 <b>Fabio QUARTARARO</b>	FRA	YAMAHA	<b>1'39.602</b>	168.3	11

These data/results cannot be reproduced, stored and/or transmitted in whole or in part by any manner of electronic, mechanical, photocopying, recording, broadcasting or otherwise now known or herein after developed without the previous express consent by the copyright owner, except for reproduction in daily press and regular printed publications on sale to the public within 60 days of the event related to those data/results and always provided that copyright symbol appears together as follows below.

© DORNA, 2021

Official MotoGP Timing by **TISSOT**  
www.motogp.com

**Barcelona, Saturday, June 05, 2021**

